




1. Unscrew the four Allen screws and take out the cylinder




2. Remove the piston seals

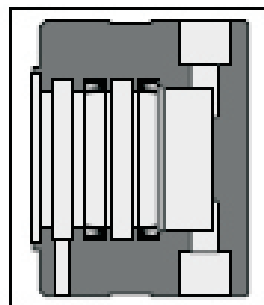
3. Clean the cylinder with a wet rag and rinse it with water, trying to take out possibly small solid particles (do not use a sharp object that could damage the cylinder)



4. Place the first piston seals as it is shown in the picture with de V to inside



5. Place the second piston seals as it is shown in the picture with de V to outside



6. Apply a thin layer of silicon grease on the seals.



7. Assemble the cylinder